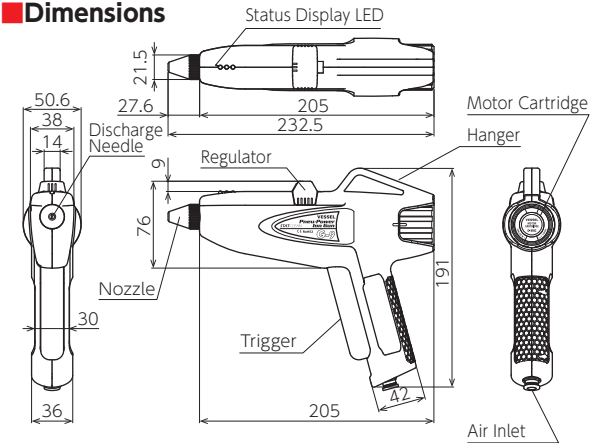


Pneu-Power Ion Gun No.G-9

CE RoHS

■Dimensions



■ Option

Silent Nozzle N-2WN EDP No. 806087  
Straight Silent Nozzle BB-ZSN EDP No. 621708  
Plug with Urethane Tube G-9UTP EDP No. 806148

■ Replacement Parts

Needle Electrode GN-H EDP No.806124  
Screwdriver for Needle Electrode Replacement G-7DR EDP No.806061  
Motor Cartridge G-9MC EDP No.806147

■Specifications

Model	G-9
Type	High voltage type ionizer
Structure	Direct-coupled
Applied High Voltage	Coiled transformer (Built-in)
Ionizing Method	AC corona discharge type
Applied Voltage/Frequency	8k VAC p-p (±5%)/ 32kHz (Typ.)
Air Connection	8mm tube applicable, one-touch joint
Operating Fluid/Input Pressure	Clean dry air/ 0.3~0.6 MPa (Rating 0.5MPa)
Air Consumption	200L/min (0.5MPa)
Air Speed	12.3m/s (0.5MPa, 200L/min, 150mm)
Decay Time	±1000V→±100V : 1 sec. or less (0.5MPa, 200L/min, 150mm)
Ion Balance	±30V (0.5MPa, 200L/min, 1m)
Noise	88dBA (0.5MPa, 200L/min, 1m)
Protective Circuit	High voltage short detection circuit/ automatic stop/ automatic recovery
Operating Temp./Humidity	0~+45 °C/ 10~90 %RH (without freezing or dew condensation)
Storage Temp./Humidity	-30~+50 °C/ 10~90 %RH (without freezing or dew condensation)
Material	Main body, Nozzle, Motor cartridge: Polycarbonate Discharge needle: Tungsten
Size	H191 x W232.5 x D50.6 mm
Weight	Approx. 470 g
Installation	Indoor
Accessories	Instruction manual

■Actual Measurement Data (For reference)

Left-Right Distance		50 mm	100 mm	150 mm	200 mm	250 mm	300 mm
150 mm	Ion Balance	0	0	0	0	0	0
	Decay Time (+)	>10	>10	>10	>10	>10	>10
	Decay Time (-)	>10	>10	>10	>10	>10	>10
100 mm	Ion Balance	7	-5	-3	-2	-1	0
	Decay Time (+)	>10	3.07	2.82	0.96	1.82	1.02
	Decay Time (-)	>10	3.13	2.5	0.99	1.93	1.11
50 mm	Ion Balance	-4	-2	-2	-1	0	0
	Decay Time (+)	0.61	0.63	0.59	0.62	0.66	0.73
	Decay Time (-)	0.74	0.59	0.58	0.64	0.67	0.77
±0 mm	Ion Balance	-3	-3	3	-1	0	-1
	Decay Time (+)	0.59	0.57	0.63	0.61	0.64	0.71
	Decay Time (-)	0.65	0.62	0.6	0.59	0.64	0.68
50 mm	Ion Balance	-3	-2	-2	-1	-1	0
	Decay Time (+)	0.61	0.58	0.59	0.65	0.69	0.75
	Decay Time (-)	0.67	0.63	0.6	0.65	0.68	0.79
100 mm	Ion Balance	-2	-2	-3	-1	-1	-1
	Decay Time (+)	>10	4.69	3.46	2.47	1.2	2.32
	Decay Time (-)	>10	6.5	3.04	3.09	1.32	2.39
150 mm	Ion Balance	-10	-7	-1	0	0	0
	Decay Time (+)	>10	>10	>10	>10	>10	>10
	Decay Time (-)	>10	>10	>10	>10	>10	>10

\* Air pressure: 0.5MPa, Air volume: 203L/min, Decay time: ±1000V → ±100V (Model7100)

Measurement Data	Air Volume (L/min)		Air Speed (m/s)						Noise (dB-A)	Standard Nozzle		N-2WN		BB-ZSN	
Air Pressure	LED Instantaneous Value		50 mm	100 mm	150 mm	200 mm	250 mm	300 mm	Air Pressure	Air Vol.	Noise	Air Vol.	Noise	Air Vol.	Noise
	Yellow → Green	Red → Green													
0.3 MPa	126	198	8.8	8.6	7.8	7.6	7.3	6.9	0.3 MPa	158	83.1	157	72.4	139	73.3
0.5 MPa	138	208	15.1	13.8	12.3	11.5	11.1	10.6	0.5 MPa	(223)	104.8	(233)	80.2	(215)	81.6

■Recommended Maintenance Frequency

Discharge needle and the surroundings ... 1 week  
Motor cartridge ... 6 months (to be replaced)

■Estimated Lifetime

Main body ... 5 years  
Motor cartridge ... 6 months  
\* This information is shown for reference only. This is not a guarantee.



Warning

● For your safety, read the instruction manual carefully before using this product. ● Never use this product in hazardous area requiring explosion proof measures. ● A high voltage is applied on this product. Make sure that water, oil, etc., do not come in contact. ● Avoid condensation as it can result in electric shock or product damage. ● Keep away metal objects such as tools or wires, or body parts such as fingers, hands, or face from the discharge needle due to applied high voltage.

●For improvements, the product specifications, size, price and other information may be subject to change without prior notice.

VESSEL Co., Inc.

17-25, Fukae-kita 2-chome, Higashinari-ku, Osaka 537-0001 JAPAN  
Tel : +81(0)6 6976 7778 Fax : +81(0)6 6972 9441

VESSEL EUROPE

6, avenue du 1er Mai, ZAE Les Glaises, 91120 Palaiseau FRANCE  
Tel : +33(0)1 69 19 17 42 Fax : +33(0)1 69 19 42 20

E-mail : export@vessel.co.jp URL : http://www.vessel.co.jp/english/

Distributed by



BARCELONA INSTRUMENTS  
ELECTRONICS, S.L.

Rosselló, 20 - 08029 BARCELONA  
Tel.: 93 280 29 89 - Fax: 93 280 41 13  
ventas@bielec.es

Printed in Japan

19012821.025

*New*  
**Static Electricity Removal**

**Pneu-Power Ion Gun** CE RoHS  
**No.G-9**



**No More Power Cable!** PAT.

Innovative ionizing gun working only with compressed air!

**STAT·CLEAN**  
series



# Innovation!

## No need for electric wiring.

### Advantages of Pneu-Power Ion Gun (Self-power generating ionizer)

#### (1) No more cable troubles!

Troubles in relation to an electric power cable, that is most frequently encountered with ionizing guns, no longer occur.

#### (2) No separate high voltage power unit

Neither outlet nor extended high voltage cable is required.

#### (3) Efficient use of space as air tube only is mandatory.

Safe especially in applications where operators need to move widely (e.g because of large parts)

### Outstanding ionizing performance and ion balance



Decay time: within 1 sec., Ion balance: within 30V

### Low noise

84dBA under 0.3MPa. Optional Silent Nozzles (below) enable to decrease the noise level further.

No.BB-ZSN 73dBA

No.N-2WN 72dBA



#### Replaceable Needle Electrode

Tungsten electrode can be replaced when worn out.

#### Regulator and Adjustment Lamp

Unless air volume is appropriate, the motor will not generate enough power. Adjust the air volume with the regulator to the point that the LED lamp illuminates in green.

#### Coiled High Voltage Transformer

Ion generation method is AC corona discharge.

#### Hanger + Metal Fitting

There is reinforced metal fitting in the hanging part.



#### Motor Cartridge (Replaceable)

Convert compressed air to electricity. The compressed air rotates the blades to generate electricity and supplies power to the device.

### Power supply from an external device is not required.

Air turbine rotates the motor, and this generates the power for ion generation.

### Structure

Supplied compressed air is diverged into 2 routes: one is for power generation and another for dust removal.

After the motor generates enough power, the air joins again and blows out from the tip of the gun. When the air pressure increases, a special valve opens to extract the overflow, preventing the motor from overspeeding (patent).

### Comply with RoHS



#### Air Joint

Φ8 × Φ5 air tube applicable. A combination of air tube (black) 3 m + air plug of Φ 8 × Φ 5 is available as an option (G-9UTP).

## Static Electricity Removal Pneu-Power Ion Gun

Eliminate static electricity only with compressed air!

### Applications

Removal of static electricity and/or dust in the following cases:

- \* Before painting process of large parts for cars, furniture, music instruments;
- \* Before bringing into a clean room parts which are just taken out of the package;
- \* Big size film, sheet material, and so on.

