



A WORLD LEADER IN FUME  
EXTRACTION TECHNOLOGY

# 3D PrintPRO HT

FUME EXTRACTOR

MATERIAL EXTRUSION | MATERIAL JETTING | VAT PHOTO POLYMERIZATION

POST-PROCESSING



**3D PrintPRO HT**  
Max airflow: 80m<sup>3</sup>/h  
(+/- 10%)

3D PrintPRO 2



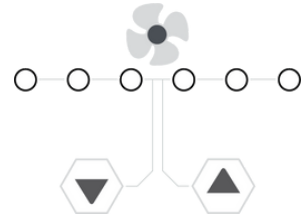
3D PrintPRO 3



3D PrintPRO 4



**Control** | Speed control  
included in the recirculatory  
unit



**Modular** | Individual units  
can be acquired separately  
to fit your needs



**High temperature** | Handles  
applications of up to 100 °C



Find out more:



**Recirculation** | Recirculate  
the filtered air back into  
your process



Contact BOFA at <https://bofainternational.com/en/contact/>



Approvals: REACH and RoHS. See individual product technical data for specific accreditations

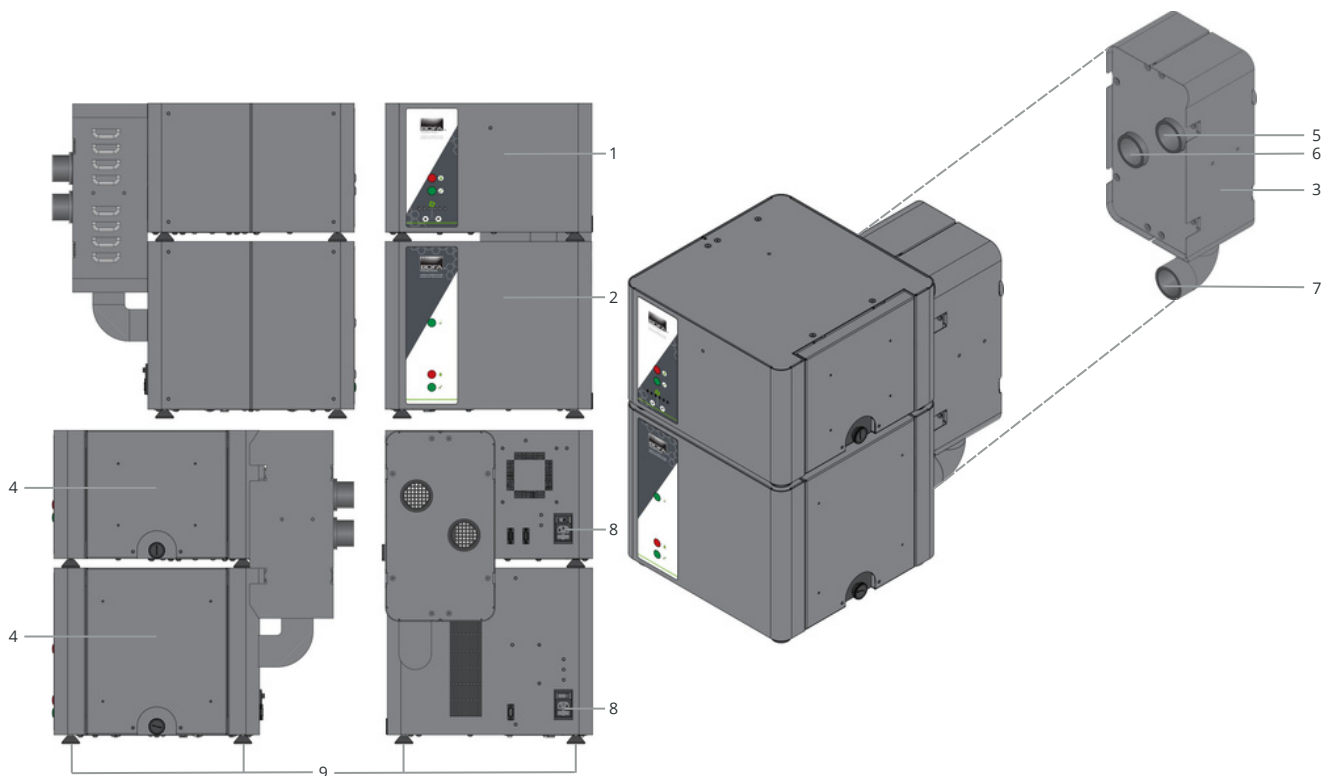


# 3D PrintPRO HT

FUME EXTRACTOR

A WORLD LEADER IN FUME  
EXTRACTION TECHNOLOGY

- 1. HTR - Recirculation unit
- 2. HTP - Purge unit
- 3. HTV - Valve unit
- 4. Filter compartments
- 5. Air intake
- 6. Air exhaust spigot
- 7. Silicone 90° elbow
- 8. Power inlet
- 9. Feet



## TECHNICAL DATA

### Technical data

Full unit dimensions (H x W x D)	608 x 406 x 590 mm
Valve unit dimensions (H x W x D)	450 x 210 x 205 mm
Electrical data	Voltage: 230V Frequency: 50Hz Full load current: 2.0 amps
Interface signal connection	12V stop/start , FCS and interface connection for the Purge unit
Weight (standard extractor with filters)	50 kg
Power cables	Type G and type F
Approvals	UKCA and CE
Full unit part number - UK	1U1480376689-UK
Full unit part number - EU	1U1480376689-EU



# 3D PrintPRO HT

FUME EXTRACTOR

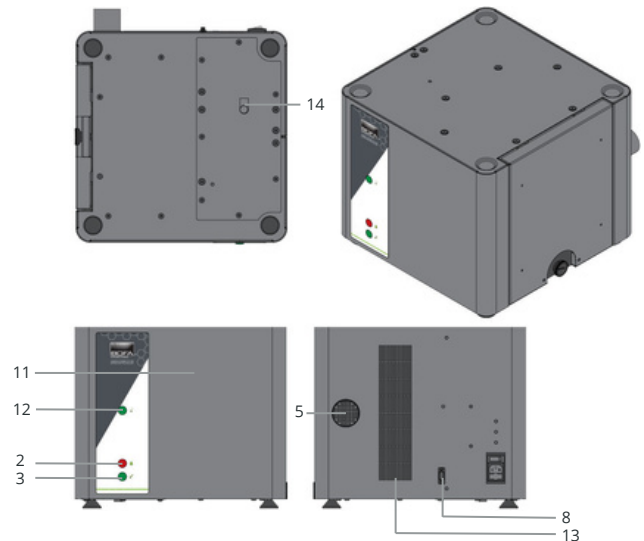
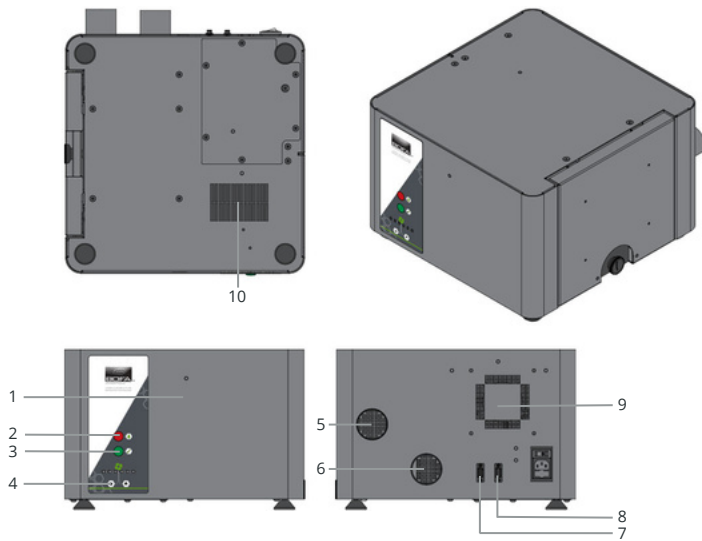
A WORLD LEADER IN FUME  
EXTRACTION TECHNOLOGY

- 1. HTR - Recirculation unit
- 3. Filter clean/block light
- 5. Air intake
- 7. Interface connector to purge unit
- 9. Cooling air exhaust

- 2. Filter indicators
- 4. Speed control
- 6. Air exhaust spigot
- 8. Stop/start and filter signal connectors
- 10. Cooling air inlet

- 11. HTP - Purge unit
- 13. Purge exhaust

- 12. Purging indicator light
- 14. Overrun timer



## TECHNICAL DATA

Technical data	Recirculation unit (HTR)	Purge unit (HTP)
Full unit dimensions (H x W x D)	268 x 406 x 445 mm	347 x 406 x 445 mm
Unrestricted airflow*	80m <sup>3</sup> /hr (+/- 10%)	22 m <sup>3</sup> /hr (+/- 10%)
Settable range**	20-80 m <sup>3</sup> /hr (+/- 10%)	N/A
Max pressure	40mBar (+/- 10%)	N/A
Electrical data	Voltage: 230V Frequency: 50Hz Full load current: 2.0 amps	Voltage: 230V Frequency: 50Hz Full load current: 2.0 amps
Interface signal connection	12V stop/start and FCS	12V stop/start, FCS and interface connector
Noise level at operators position	< 65dBA	< 75dBA
Weight (standard extractor with filters)	20 kg	24 kg
Power cables	Type G and type F	Type G and type F
Approvals	UKCA and CE	UKCA and CE
Part numbers - UK	1U600376687-2133	1U600376688-2134
Part numbers - EU	1U600376687-2133-EU	1U600376688-2134-EU

\* **Airflow range** = The airflow values provided with clean filters, hose kit, at 230V, measured by using a hot wire. The numbers may vary depending on voltage and test procedure used. Close loop hose kit has been used for testing.

\*\* **Settable range** = BOFA recommends utilising the lowest flow rate that achieves the correct capture velocity for your application in order to maximise filter life. Please note the Purge unit does not have a settable range due to the design of the unit.




A WORLD LEADER IN FUME  
EXTRACTION TECHNOLOGY

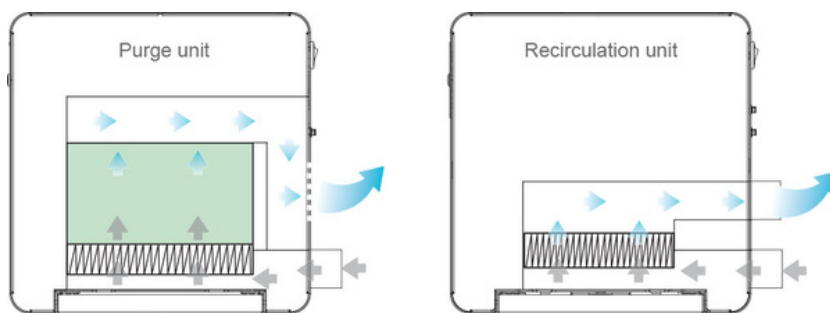
# 3D PrintPRO HT

FUME EXTRACTOR

## Airflow through filters



## Top view



## FILTER SPECIFICATIONS

### HEPA specifications

Filter efficiency	99.997% @ 0.3 microns
-------------------	-----------------------

### Combined filter specifications

Filter efficiency	99.997% @ 0.3 microns
Activated carbon	2.95 ltrs

### Replacement filters

Model	HEPA filter (HTR)	Combined filter (HTP)
3D PrintPRO HT	1UA1030499	1UA1030487

### Hose kits

Full system and HTR	1UA1020646
HTP	1UA1020647

Datasheet correct at time of publishing.

Where applicable, the carbon used in BOFA units is capable of removing a wide range of VOCs, however it is the responsibility of the user to ensure the carbon is suitable for their application. For specific applications, please contact us for details.

**Important notice:** Many factors beyond the control of BOFA can affect the use and performance of BOFA products in a particular application, including the conditions under which the product is used. Since these factors are uniquely within the user's knowledge and control, it is essential the user evaluate the products to determine whether the product is fit for the particular purpose and suitable for the user's application. All products, product specifications, availability and data are subject to change without notice, and may vary by region or country.

Think before you print! Please consider the environment before printing this document.